



УЏБЕНИЦИ 1–8. РАЗРЕДА

КОМПЛЕТ ЗА САВРЕМЕНО УЧЕЊЕ

Енглески језик

2022/23.



У НАРЕДНИХ 45 МИНУТА ОБУХВАТИЋЕМО СЛЕДЕЋЕ ТЕМЕ:

- Практично **искуство из учионице**
- Како уџбеници ИК Klett за енглески језик **наставу чине једноставнијом**
- Како **лакше одржати час** уз дигиталне уџбенике
- Како свеобухватни додатни материјали за наставнике **смањују ваше радно оптерећење**





ЕНГЛЕСКИ ЈЕЗИК: 1-4 разред

1.
разред

Ауторке адаптације:
Емина Јеремић
Мићовић
Јелена Максимовић

2.
разред

Ауторке адаптације:
Емина Јеремић
Мићовић
Јелена Максимовић



3.
разред

Ауторке адаптације:
Емина Јеремић
Мићовић
Јелена Максимовић

4.
разред

НОВО!

Ауторке адаптације:
Емина Јеремић
Мићовић
Јелена Максимовић

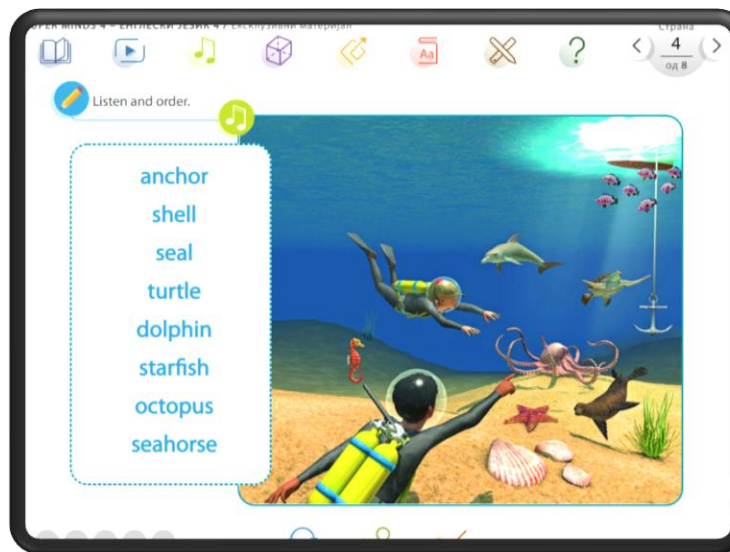




У КОМПЛЕТУ ЗА УЧЕНИКЕ



Уџбеник и радна свеска




Дигитални уџбеник
И БЕЗ ИНТЕРНЕТА!



112

**интерактивних
задатака**






Бесплатни примерак
уџбеника



Дигитални уџбеник



У КОМПЛЕТУ ЗА НАСТАВНИКЕ



Приручник са
дневним припремама



Одштампани
тестови




**е-ОБРАЗОВНА
АКАДЕМИЈА**

Мање стреса,
бољи резултати

Образовна академија

5 СТВАРИ КОЈЕ ВОЛЕ НАСТАВНИЦИ

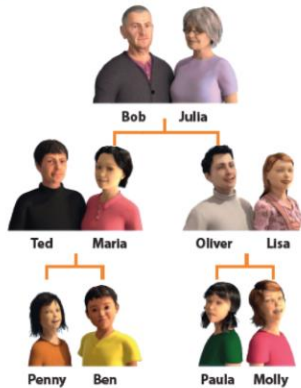
- **Активна примена** новог градива
- **Приче** са сликама
- Текстови за **дуже читање**
- Реализација **хоризонталне повезаности**
- **Креативна примена** усвојеног знања



1

Активна примена новог градива

1 Look at the family tree and write the words.



Bob is Ben's *grandfather*.
Julia is Ben's *grandmother*.
Maria and Ted are Ben's *parents*.
Oliver is Bob's *son*.
Maria is Julia's *daughter*.
Ben is Bob's *grandson*.
Penny is Julia's *granddaughter*.
Oliver is Ben's *uncle*.
Lisa is Ben's *aunt*.
Paula and Molly are Ben's *cousins*.

- 1 Ben is Penny's _____.
- 2 Paula is Molly's _____.
- 3 Ted is Penny's _____.
- 4 Lisa is Paula's _____.

father sister mother brother

2 **Grammar focus** Listen and say.

Mike is Tom's *uncle*. Tina and Clare are John's *cousins*.
Nick is Tony's *grandson*. Nora is Sandra's *aunt*.

3 Talk about the family.



Possessive apostrophe 7


Нови садржај се увежбава кроз **практичне активности међу ученицима.**

3 Talk about the family.




2 Приче са сликама


The Explorers **The old book**


1 
Lucy: What's that?
Ben: I think it's a door, a secret door.
Lucy: Let's open it. Buster, wait here!

2 
Ben: Here's the book. It looks really old.
Zelda: They've got the book, Horax! Let's get them.
Horax: Wait a minute, Zelda!


3 
Ben: I'm so happy we've got it.
Horax: Me too! You're good at finding things that I want!
Ben: Oh no! Who are they?


4 
Horax: Give us the book! Tie Lucy up, Zelda.
Lucy: You can't keep the book. It's ours.
Horax: It's ours now! And all the treasure it brings.

5 
Ben: Good dog, Buster!
Lucy: Hurry up, Buster, please.
Ben: Show us the way to Horax and Zelda, Buster.

6 
Ben: How can we get the book back?
Lucy: I've got an idea!

8 Reading for pleasure

7 
Horax: Stop, you two!
Zelda: Go away, silly dog!
Lucy: Stop them, Buster!


8 
Lucy: Run! We've got the book.
Ben: Well done, Buster!

2 Write *t* (true) or *f* (false).

- Ben and Lucy go to the cellar.
- Buster finds the old book.
- Horax and Zelda are good people.
- Horax and Zelda want the book.
- Buster is a dog.
- Buster helps The Explorers to get the book back.

3 Find who says ... *Let's get them.*

4 Listen and say.


Gus: Gus pats his pets a lot.

Phonics focus: short vowel sounds **9**

Напета прича
 пропраћена сликама
 представља одличан
 садржај за рад.

3

Текстови за дуже читање

Story time


Think! Read the story quickly and try to find the answers.

- 1 What is the boy's name?
- 2 What is his teacher's name?
- 3 What lessons does the boy have?
- 4 What is he doing in the lessons?

CD 1 Read and listen. Check your answers.


Johnny's story

The children at Oak Tree School have a Geography lesson. Miss Burton, their teacher, is showing a film about China. But one of the children, Johnny, is dreaming. In his dream, he is flying on a red dragon.




Miss Burton asks: 'Johnny, when it's three o'clock in the afternoon in London, what's the time in Beijing?' 'It's my dragon,' Johnny says. The children laugh. Miss Burton doesn't laugh.

The next lesson is Maths. Johnny isn't doing any work in his workbook. He's doing Maths puzzles in his head.



Miss Burton asks: 'Johnny, what is forty plus eighteen?' 'I think the number two is at the top,' Johnny says. The children laugh. Miss Burton doesn't.

The next day in Science lesson. Miss Burton tells the children about the lifecycle of butterflies. In his dream, Johnny is in Art class. He is painting a butterfly on a T-shirt. Miss Burton asks: 'What do caterpillars eat?' 'T-shirts,' Johnny says. The children laugh. Miss Burton doesn't.



Value: appreciating different ways of thinking; reading skills

The next day the children have Music. Miss Burton plays some music. Johnny is dreaming. He is singing and playing the guitar on a stage.



Miss Burton asks: 'What music is this?' 'Come on, it's time to dance,' Johnny starts singing. The children laugh. Miss Burton doesn't.

Two weeks later, the children write a story for a competition. Johnny's story is about dragons and butterflies, a guitar concert, puzzles and other wonderful things. Johnny wins first prize. The children clap and shout, 'Hurray Johnny!' Miss Burton smiles. 'It's a beautiful story.'



Think! Put the story in order.

- Johnny does a Maths puzzle in his head.
- Miss Burton teaches Science.
- Johnny dreams of painting a butterfly on a T-shirt.
- Miss Burton shows a film.
- Johnny wins the competition.
- Miss Burton teaches Music.
- Johnny dreams of playing the guitar.
- Miss Burton teaches Maths.
- Johnny dreams of flying on a dragon.

Think! Can you do Johnny's puzzle?

Write the numbers in the circles so that each line of three numbers adds up to 20.



Value: appreciating different ways of thinking; reading skills

Story time у свакој лекцији пружа причу, која помаже ученицима да се на постепен начин упознају с обрадом дужег текста.

4

Реализација хоризонталне повезаности

1 Every year there is **more** / less water that is OK to drink.

2 Every year we use **more** / less water.

KEY
■ Enough water
■ Not enough water

This map shows which parts of the world have got lots of water and which ones haven't got enough.

42 Science

1 **Think!** Are you a water waster? Do the questionnaire.

How often do you ...

1 turn the tap off while you brush your teeth?
 always
 sometimes
 never

2 have a shower and not a bath?
 always
 sometimes
 never

3 use a bucket of water to wash your bike and not a hose-pipe?
 always
 sometimes
 never

4 turn the tap off carefully so that it doesn't drip?
 always
 sometimes
 never

always = 2 points
 sometimes = 1 point
 never = 0 points

8-6 Well done! You're very good at saving water.
 5-4 You're trying, but you can do better.
 3-0 Not so good. Time to start saving water!

Project Think! How much water does a dripping tap waste?

1 Put a cup under a dripping tap. Wait for ten minutes.

2 Measure how much water there is in the cup.

3 How much water does the tap waste every: a hour? b day?

4 What could you use the wasted water for?

43 Science

Међупредметна корелација остварује се кроз део **Learn and think**.

5

Креативна примена усвојеног знања

My scrapbook **My family**

1 Write a list of things people in your family do.

my mum	my sister	I
works on the computer	goes to school	go to ...

2 Underline each word in your list in a colour to show how often people do it.


always usually often sometimes

3 What do the people in your family do at the weekend?

My mum often works on the computer.
My sister never makes breakfast ...
I sometimes go to ...

4 Write a poem and add photos or drawings. Use the text to help you.

I always go to school on Mondays,
I usually ... on Tuesdays,
I sometimes ... on Wednesdays,
I like doing things that way.
I always ... on Thursdays,
I usually ... on Fridays,
But I never ... at the weekend,
Because that's the time to play.



Revision 45

My scrapbook **Messages**

1 Use the code to find out what the messages mean.

A B C D E F G H I J K L M N O P Q R S T U V W X Y Z
 0 1 2 3 4 5 6 7 8 9 10 11 12 13 14 15 16 17 18 19 20 21 22 23 24 25 26 27 28 29 30 31 32 33 34 35 36 37 38 39 40 41 42 43 44 45 46 47 48 49 50 51 52 53 54 55 56 57 58 59 60 61 62 63 64 65 66 67 68 69 70 71 72 73 74 75 76 77 78 79 80 81 82 83 84 85 86 87 88 89 90 91 92 93 94 95 96 97 98 99

01010 01010 01010 01010 01010
 01010 01010 01010 01010 01010
 01010 01010 01010 01010 01010

2 Imagine you are in a town. Write where you are at the different times.

9 o'clock: I'm in the library.	10 o'clock: I'm in the café.
11 o'clock: I'm in the shoe shop.	12 o'clock: I'm ...
2 o'clock: I'm going home.	

3 People are writing you messages. Write their messages and your answers.

9:00 What are you doing? Mum.	9:00 Hi, Mum. I'm going to the library to get a book.
----------------------------------	--

Revision 57

Могућност за креативну примену усвојеног знања ученици налазе у делу **My scrapbook**.



ЕНГЛЕСКИ ЈЕЗИК: 5-8 разред

5.
разред

Ауторке адаптације:
Емина Јеремић
Мићовић
Јелена Максимовић

6.
разред

Ауторке адаптације:
Емина Јеремић
Мићовић
Јелена Максимовић




7.
разред

Ауторке адаптације:
Емина Јеремић
Мићовић
Јелена Максимовић

8.
разред

НОВО!

Ауторке адаптације:
Емина Јеремић
Мићовић
Јелена Максимовић

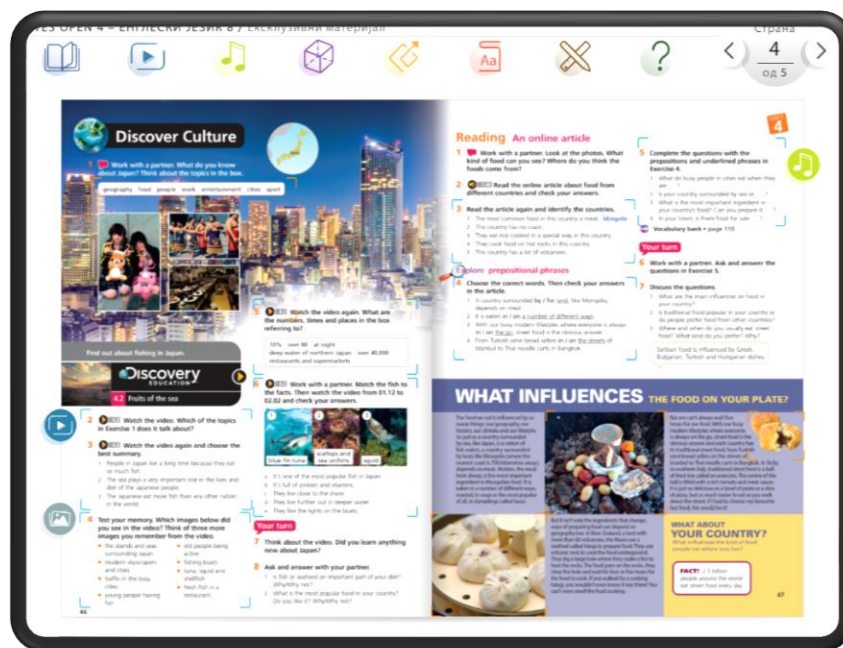




У КОМПЛЕТУ ЗА УЧЕНИКЕ



Уџбеник и радна свеска



Дигитални уџбеник
И БЕЗ ИНТЕРНЕТА!



118

интерактивних
задаата





Бесплатни примерак
уџбеника



Дигитални уџбеник



У КОМПЛЕТУ ЗА НАСТАВНИКЕ



Приручник са
дневним припремама



Одштампани
тестови



**е-ОБРАЗОВНА
АКАДЕМИЈА**

Мање стреса,
бољи резултати

Образовна академија

5 СТВАРИ КОЈЕ ВОЛЕ НАСТАВНИЦИ

- Подстицајни **текстови** као увод у нову тему
- Подстицање **језичких вештина**
- Активна **примена наученог**
- Развијање **међукултурних компетенција**
- Међупредметна **корелација**



1

Подстицајни текстови као увод у нову тему

Подстицајни текстови са пратећим задацима представљају **одличан увод у нову тему.**

DANGEROUS FOODS?

Everyone knows that chopping onions can make you cry. It's because onions release a **toxic** gas when you cut them or fry them. When the gas gets into your eyes, your body produces tears to wash it out. So, next time you chop an onion, do it under a running tap. If you cut the onion under running water, the gas won't get into your eyes!

Did you know that peanuts are poisonous for dogs and can be very dangerous for humans too if you are allergic to them? Even the smallest piece of peanut can cause a very bad reaction. If one day you have an **allergic** reaction to a peanut, you will need to get to a hospital as quickly as you can!

The 'fugu' is the world's most poisonous fish – and it's also one of the most expensive! It's a **delicacy** in Japan, but eating the tiniest drop of the toxins in its **intestines** can kill you! Specially trained fugu chefs learn how to slice the fish very carefully to avoid any contamination. If you are ever in Japan and want to try fugu fish for yourself, you'll have to be very careful! You'll need to make sure you go to a restaurant that has a 'fugu certified' chef unless you want it to be your last supper!

FACT! In the Second World War, doctors used the water in green coconuts to replace blood plasma.

Reading Short online texts

- Work with a partner. Look at the photos. What kind of food can you see in each image? How dangerous do you think they could be? Why?
- Read the webpage. Order the food from the least dangerous to the most dangerous.
- Read the webpage again. Copy and complete the table.

Food	Possible dangers	Advice
onions	They can make you ..., when you chop them.	Chop them under ? ...
peanuts	They are poisonous for ..., and they can cause a bad ..., in some humans.	Get to a(n) ..., as soon as you can.
fugu fish	They are extremely ...,	Only eat fugu fish that has been prepared by a(n) ? ...
garlic	It can give you a serious ...,	Don't let it get in contact with your ? ...

Explore words in context

- Match the highlighted words in the webpage with the definitions.

- long tubes that take food from your stomach
- a food which people think is very special
- having an extreme reaction to specific types of food
- poisonous
- serious

Your turn

- Ask and answer with your partner.
 - Are you going to change any of your eating habits after reading the article?
 - Would you try fugu fish? Why/Why not?
 - Do you know about any other foods that can be dangerous?

42

DANGEROUS FOODS?

Everyone knows that chopping onions can make you cry. It's because onions release a **toxic** gas when you cut them or fry them. When the gas gets into your eyes, your body produces tears to wash it out. So, next time you chop an onion, do it under a running tap. If you cut the onion under running water, the gas won't get into your eyes!

Did you know that peanuts are poisonous for dogs and can be very dangerous for humans too if you are allergic to them? Even the smallest piece of peanut can cause a very bad reaction. If one day you have an **allergic** reaction to a peanut, you will need to get to a hospital as quickly as you can!

The 'fugu' is the world's most poisonous fish – and it's also one of the most expensive! It's a **delicacy** in Japan, but eating the tiniest drop of the toxins in its **intestines** can kill you! Specially trained fugu chefs learn how to slice the fish very carefully to avoid any contamination. If you are ever in Japan and want to try fugu fish for yourself, you'll have to be very careful! You'll need to make sure you go to a restaurant that has a 'fugu certified' chef unless you want it to be your last supper!

FACT! In the Second World War, doctors used the water in green coconuts to replace blood plasma.

2

Подстицање језичких вештина

Speaking Giving instructions

Real talk: What would you make if you had to cook for your family for a day?

1 Watch or listen to the teenagers. What food items does each person talk about?

omelette sandwiches salad vegetables eggs rice dish soup cake chicken steak pizzas berry pie potato salad lasagne pancakes meat pasta

2 What would you make if you had to cook for your family for a day? Ask and answer with your partner.

3 Listen to Josh talking to his mum on the phone. What is he going to make?

a spaghetti bolognese b soup c an omelette

4 Complete the conversation with the useful language.

Useful language

You need to stir it ...	Next, you ...
Finally, when ...	The first thing to do is ...
First of all, chop ...	Then, add ...

Mum: Right, Josh. *The first thing to do is...* get out the ingredients. You'll need an onion, two cloves of garlic, a tin of chopped tomatoes, the packet of mince from the fridge and some tomato puree.

Josh: OK, I'll write down what I have to do.

Mum: Ready? ... the onion and the garlic and fry them gently with some oil until they're soft. ... add the mince to the pan. ... for a few minutes until it's brown.

Josh: OK. It sounds simple enough. What else?

Mum: ... the tin of tomatoes, a tablespoon of tomato puree, some water to cover the meat, and salt and pepper.

Josh: OK. Then what?

Mum: ... it boils, turn the heat down low. And that's it! If you put a lid on it and let it cook gently, it will be ready when I get home.

5 Listen again and check your answers.

Dish: Cheesy pasta bake
Ingredients: 140g pasta, 2 onions, 2 carrots, 4 cloves of garlic, tomatoes, grated cheese
Cooking instructions: slice onion and garlic, fry gently; add chopped vegetables; boil pasta for 12 minutes; mix everything in a dish; bake for 20 minutes; serve with cheese on top.


Dish: Vegetable and cheese omelette
Ingredients: 4 eggs, 1 onion, mushrooms, red pepper, grated cheese, 20g butter
Cooking instructions: chop vegetables, fry in butter until soft; mix vegetables and eggs together; put in pan and fry for 2 minutes; add grated cheese on top and cook for 2-3 minutes more.



Свакој језичкој вештини поклања се посебна пажња, а кроз рубрику **Speaking** ученици добијају велику подршку за подстицање говора.

3

Активна примена научног



Prom OR MORP?

A...
For some teens, the most important night of their lives is prom night! Originally an American tradition, more and more teens in the UK now have prom parties to celebrate leaving school.

B...
These events usually include making special food, having a DJ or live band, dancing and setting off fireworks. Some schools work with others to hold mega prom parties in hotels. Everybody dresses up for the occasion. The boys wear formal evening suits with brightly coloured ties and the girls wear traditional evening dresses and beautiful jewellery. Students can spend weeks preparing for the parties and the cost to the school can be enormous. Hiring DJs, organising food and reserving hotels can often cost a fortune.

C...
Some teens rent limousines to take them to the party and enjoy acting like film stars arriving at the Oscars. In traditional prom parties there is usually a formal meal, speeches and ballroom dancing. It's a bit like a wedding – only everyone is younger.

D. Different themes.
Some parties can have different themes depending on taste. Students might agree on organising a Roman theme, for example, or a 60s theme – students dress up in clothes from this period in time.

E...
Then in the USA there are anti-proms called MORPs (that's PROM backwards!). The kids organise it themselves so the party is cheaper and more informal. These teens don't agree with the amount of money spent on the preparations and like to be seen as different. Without any adults to tell them when to stop, the kids party all night and carry on the next day. It can take a long time to recover from all the fun.

F...
Not everyone looks forward to becoming an adult but at proms you can certainly celebrate it in style! Whether you enjoy going to a traditional prom or a morp, it doesn't matter – whatever you do, make sure you have a good time!

Reading A magazine article

1 Work with a partner. Look at the photos. What kind of celebrations do you think they show?

2 Read the article. What is the difference between a prom and a morp?

3 Read the article again and match the headings (1–6) with the paragraphs (A–F).

- Different themes
- An alternative approach
- A growing trend
- The choice is yours
- Acting like celebrities
- Complex preparations

4 Are these sentences true or false? Correct the false sentences.

- Prom night is still only celebrated in the USA.
- You should dress up in special clothes to go to a conventional prom night.
- Organising prom nights can be very expensive.
- Some parties have special themes.
- Morp parties often finish early.
- The writer thinks that proms are better than morps.

5 Explore verbs and prepositions

Look at the highlighted verbs in the article. What prepositions follow them?

recover arrive work prepare agree look

6 Complete the sentences with the correct form of the verbs and prepositions in Exercise 5.

- I'm looking forward to going on holiday this summer: it will be really fun!
- I always try to ... my best friend when I have to do a school project.
- My friends can't ... what film to see on Saturday night.
- It takes me a long time to ... a party, they're soiring.
- Everyone was enjoying themselves when we ... the party.
- Have you ... the food ... the party?

Vocabulary bank • page 112

Your turn

7 Ask and answer with your partner.

- Would you prefer to go to a prom or a morp? Why?
- Does your school organise a prom night or a school-leaving party? What's it like?
- What events take place? Are you looking forward to going? Why? Why not?

I'd prefer to go to a morp, I don't like dressing up in formal clothes.

Yes. I prefer something more relaxing as well.

64

Кроз део **Your turn** ученици могу са партнером из клупе да увежбавају нову грамматику и лексику.

Your turn

7 Ask and answer with your partner.

- Would you prefer to go to a prom or a morp? Why?
- Does your school organise a prom night or a school-leaving party? What's it like?
- What events take place? Are you looking forward to going? Why? Why not?

I'd prefer to go to a morp, I don't like dressing up in formal clothes.

Yes. I prefer something more relaxing as well.

4 Развијање међукултурних компетенција

Discover Culture

1 Work with a partner. Write a definition of the Internet. Use the words in the box to help you.

websites mobile phones social networks communication WiFi connections

Find out about the invention of the Internet.

Discovery EDUCATION

5.2 An invention that changed everything

2 Ask and answer with your partner.

- 1 What kind of device do you usually use to go on the Internet? (phone, tablet, computer, console ...)
- 2 Where do you usually go on the Internet? (at home, in your room, on the bus, at school ...)
- 3 What do you usually use the Internet for? (searching for information, chatting with friends, watching videos ...)

3 Watch the video. Think of the devices, places and uses you discussed in Exercise 2. How many of these are shown or mentioned in the video?

4 Test your memory. Can you put the events in order?


- 1 Computers become smaller and cheaper.
- 2 More and more computers connect with each other and the World Wide Web is formed.
- 3 Scientists begin to use computers for many things.
- 4 We use the Internet for everything: work, study and play.
- 5 The computers are big, slow and expensive.
- 6 The first computer network, Arpanet, allows computers to communicate with each other.
- 7 The first email is sent.
- 8 The Internet becomes bigger, faster and more social.

5 Watch the video again and check your answers to Exercise 4.

Your turn

6 In groups, think of another invention that has changed everything. Discuss the questions.

- 1 Why is/was it so important?
- 2 When was it invented?
- 3 What exactly did it change / has it changed?
- 4 Over what period of time?
- 5 How does it affect your everyday life?



Део **Discover Culture** кога прате квалитетни видео-материјали развијају међукултурне компетенције.



5

Међупредметна корелација

2 CLIL

Technology The changing classroom

- Work with a partner. Make a list of all the technology you use during a school day, from when you wake up to when you go to bed.
- Read the information about flipped classrooms. How many of the things on your list from Exercise 1 are mentioned? Can you add anything to your list?

WHAT IS A FLIPPED CLASSROOM?

In flipped classrooms the students learn on their own at home by watching videos online. These may be videos made by the teacher or the teacher may recommend videos which already exist online and are available to anyone, such as those on online learning websites, like the famous Khan Academy. Later, students do their homework in the classroom, where other students and the teacher can help with any problems. In class, teachers are available to lead classroom debates or explain anything the students did not understand.

Positive things teachers and students say about flipped classrooms:

- Students study at their own speed.
- Teachers have more time to help students one-to-one and give feedback.
- Teachers can use podcasts, chat rooms and apps to make the online lessons more interesting.
- As many teenagers now have their own mobile devices, students can watch the videos anywhere. This has given teenagers the freedom to organise their time in a new way.

THE Khan Academy

Started by: Sal Khan

Who it helps: students from 1st to 12th with their studies

Languages it's available in: translated into 40+ languages

Subjects available: wide range of school subjects, including Maths, History of Art, Physics

Users: school students, home-schooled students, teachers and parents

What it offers: free online 4K videos and it's a 100% virtual classroom

Your turn

- Work with a partner. Describe your ideal classroom. What kind of technology would you use? When would you use it and what for?

Learn about a modern house of the future.

- Cleopatra can do the work of several different people. Which people?
- What does Cleopatra tell the boy to do at bedtime?
- How much does Cleopatra cost?

Discovery EDUCATION

2.4 The house of the future

116

4 CLIL

Technology Vertical farming

- Work with a partner. Look at the problems connected with a growing global population and discuss possible solutions.

more houses means fewer green spaces
more people need more food
a bigger population produces more pollution
- Read the information about vertical farming. What is the main difference between vertical farming and traditional farming?

VERTICAL FARMING: the up-and-coming solution

When it is difficult to find space to build more houses and offices, we automatically build upwards, we build skyscrapers. Now, some farmers are farming upwards too.

What is vertical farming?
Vertical farms save space by growing plants inside buildings on specially designed racks. Each rack can hold many plants and this increases the amount of food produced.

The technology that makes it possible
Hydroponics is a system where special water is given to the plants, water which contains everything the plant needs to grow. In traditional farming, plants grow in the ground but in vertical farms plants grow in pots and are only fed with special water. Some farmers have racks attached to elevators. Because the elevators are always moving, the plants are always moving too. In this way the plants receive lots of sunlight and grow better.

The benefits
Vertical farming works well because farmers have full control of the growing conditions. They control temperature, food and water, so vertical farmers can grow crops all year long and almost anywhere in the world. Furthermore, vegetables grown in the city do not have to be transported as far to reach the shops. This means the food is delivered fresher and with less transport, so there is less pollution.

3 Complete the diagram of a vertical farm with the words in bold from the text.



- Listen to a radio interview with a vertical farmer. His farm helps in two important ways – what are they?
- Listen again and answer the questions.
 - What would have happened to the factory if Dan hadn't started his vertical farm?
 - What is important about where his factory is?
 - Where does he sell his fruit and vegetables?

Your turn

- Work with a partner. Many people in the world don't have enough food. Discuss with a partner how vertical farming could help to solve this problem.

Learn about how we can eat healthily.

- Why do factories change food?
- What should we check when we buy food?
- What makes fruit tasty?

Discovery EDUCATION

4.4 You are what you eat

118

Кроз део уџбеника **CLIL** ученици ће се упознати са многим корисним чињеницама, док се истовремено остварује корелација са другим предметима.

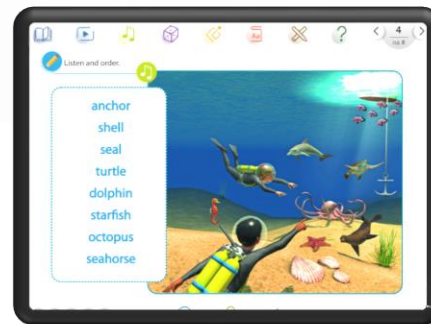


**+ 100% ПОДРШКЕ
НАСТАВНИКУ**






Бесплатни примерак
уџбеника



Дигитални уџбеник



У КОМПЛЕТУ ЗА НАСТАВНИКЕ



Приручник са
дневним припремама



Одштампани
тестови



**е-ОБРАЗОВНА
АКАДЕМИЈА**

Мање стреса,
бољи резултати

Образовна академија



Бесплатни примерак
уџбеника



Дигитални уџбеник



У КОМПЛЕТУ ЗА НАСТАВНИКЕ



Приручник са
дневним припремама



Одштампани
тестови



**е-ОБРАЗОВНА
АКАДЕМИЈА**

Мање стреса,
бољи резултати

Образовна академија



ТЕСТОВИ

- **8 тестова** у **4 различите групе** (по разреду), садрже задатке у **3 нивоа** сложености
- Питања су у **функцији провере остварености исхода** из одређеног градива
- Одштампани за **све ученике** у одељењу



ДА ЛИ РАД НАСТАВНИКА МОЖЕ БИТИ ЛАКШИ?



**е-ОБРАЗОВНА
АКАДЕМИЈА**

Мање стреса,
бољи резултати

Да, може – **Образовна академија** ће вам показати како!

У школској 2019/20. започели смо са
БЕСПЛАТНИМ АКРЕДИТОВАНИМ ПРОГРАМОМ ЕДУКАЦИЈЕ.
Претходне године он је био још садржајнији,
а после изузетних утисака учесника, одлучили смо да ове
године проширимо програм **ВЕБИНАРИМА ЗА РОДИТЕЉЕ.**

ОБРАЗОВНА АКАДЕМИЈА 2021/22.

Више о програму на: www.klett.rs/akademija

**БУДИТЕ И ВИ УЧЕСНИК
НАШИХ ВЕБИНАРА!**

Придружите се задовољним
полазницима нашег
програма едукације.

ПРИЈАВИТЕ СЕ!

ОБРАЗОВНА АКАДЕМИЈА 2021/22.

- 1. ОНЛАЈН ПРЕЗЕНТАЦИЈЕ УЏБЕНИКА И ВЕБИНАРИ ОПШТЕГ ТИПА**
Будите информисани о садржају нових уџбеника и актуелностима из наставне праксе.
- 2. АКРЕДИТОВАНИ ОНЛАЈН СТРУЧНИ СКУПОВИ ЗА НАСТАВНИКЕ**
Учинићемо све да вам уштедимо време и енергију, нудећи вам предавања врхунских стручњака на актуелне теме.
- 3. ВЕБИНАРИ ЗА РОДИТЕЉЕ**
Очекује вас прегршт вредних смерница за одгајање независног, самопоузданог и одговорног детета.

МНОШТВО
АКТИВНОСТИ
+ БОДОВИ
ЗА СТРУЧНО
УСАВРШАВАЊЕ

Образовна
академија
2020/21.
године

193

онлајн презентације
уџбеника и вебинара
општег типа

21

Акредитовани
вебинар

Укупно
72 296
учесника

1

ОНЛАЈН ПРЕЗЕНТАЦИЈЕ УЏБЕНИКА



**е-ОБРАЗОВНА
АКАДЕМИЈА**

Мање стреса,
бољи резултати

Најлакши начин да се упознате са садржајем нових уџбеника!

Вебинарима присуствујете **из удобности свог дома**, а од аутора или уредника ћете сазнати све информације о новим издањима које вас интересују.

ПРВИ ТЕРМИН: НОВЕМБАР–ДЕЦЕМБАР 2021.

ДРУГИ ТЕРМИН: ФЕБРУАР–МАРТ 2022.

**ТЕРМИНИ ЋЕ
БЛАГОВРЕМЕНО
БИТИ ОБЈАВЉЕНИ
НА:
[www.klett.rs/
akademija](http://www.klett.rs/akademija)**

потврда и бодови за интерно усавршавање



2

АКРЕДИТОВАНИ ОНЛАЈН СТРУЧНИ СКУПОВИ



**е-ОБРАЗОВНА
АКАДЕМИЈА**

Мање стреса,
бољи резултати

Актуелне теме и врхунски стручњаци!

Посебна погодност за све наставнике и наставнице који користе издања Групе Klett Србија.

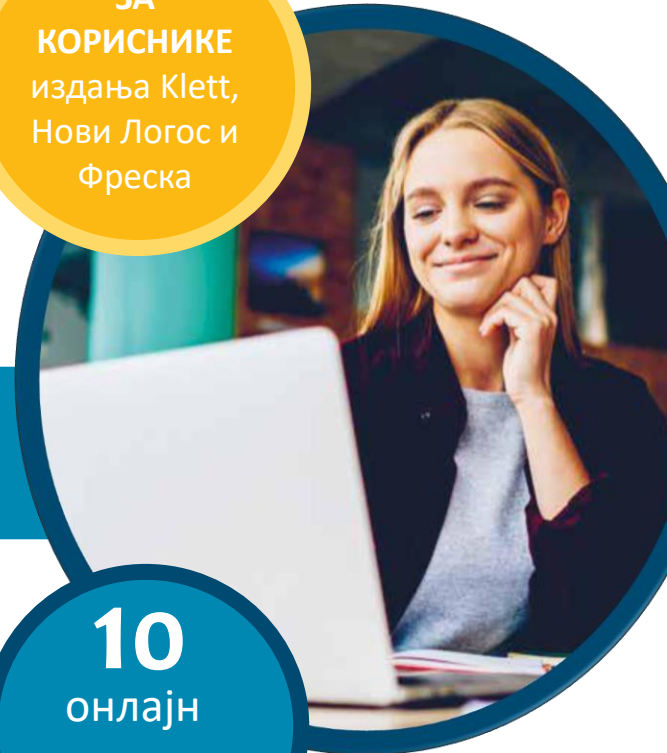


1 бод за стручно усавршавање

Укупно **10 бодова** за стручно усавршавање.

**ЗА
КОРИСНИКЕ**
издања Klett,
Нови Логос и
Фреска

10
онлајн
стручних
скупова



ПРЕДАВАЧИ НА АКРЕДИТОВАНИМ СКУПОВИМА

НЕ ПРОПУСТИТЕ НАШЕ СЈАЈНЕ ПРЕДАВАЧЕ!



Урош Петровић
Књижевник и
аутор концепта
„Загонетна
питања”



Др Ранко Рајовић
Предавач на
Педагошком
факултету у
Копру



Марко Стојановић
Глумац и пантомимичар,
председник Светске
организације
пантомимичара



**е-ОБРАЗОВНА
АКАДЕМИЈА**

Мање стреса,
бољи резултати

И ДРУГИ
ПРИЗНАТИ
СТРУЧЊАЦИ...

10 АКРЕДИТОВАНИХ ТЕМА У 2021/22.

Тема	Термин
1. Авантура ума на школском часу	НОВЕМБАР 2021.
2. Образовне неуронауке у школи – пут од науке до праксе	ДЕЦЕМБАР 2021.
3. Педагошка документација: свеска праћења развоја и напредовања ученика	ДЕЦЕМБАР 2021.
4. Формативно оцењивање: методе, технике и инструменти	ФЕБРУАР 2022.
5. Комуникацијске вештине у школској арени	ФЕБРУАР 2022.
6. Дигитална настава – корак напред или назад?	МАРТ 2022.
7. Знати своје границе је пола добре комуникације	МАРТ 2022.
8. Природне науке кроз НТЦ методологију	АПРИЛ 2022.
9. Мапа ума – начин да учење буде игра	МАЈ 2022.
10. Ко се боји медијске писмености још	МАЈ 2022.



**е-ОБРАЗОВНА
АКАДЕМИЈА**

Мање стреса,
бољи резултати

Више о
програму на:
[www.klett.rs/
akademija](http://www.klett.rs/akademija)

3 ВЕБИНАРИ ЗА РОДИТЕЉЕ



**е-ОБРАЗОВНА
АКАДЕМИЈА**

Мање стреса,
бољи резултати

Пратите
распоред на:
[www.klett.rs/
akademija](http://www.klett.rs/akademija)

ПОГЛЕД НА РОДИТЕЉСТВО ИЗ УГЛА ПСИХОЛОГА

НОВО!

Тема	Термин
1. Бити добар родитељ	НОВЕМБАР 2021.
2. Како до сарадње са дететом	ДЕЦЕМБАР 2021.
3. Како одгајити емоционално писмено дете	ФЕБРУАР 2022.
4. Како одгајити самопоуздано дете	МАРТ 2022.

Јелена Марушић

Психолог и саветник за васпитање

Гледајте вебинаре на *Youtube* каналу *Klett Beograd*

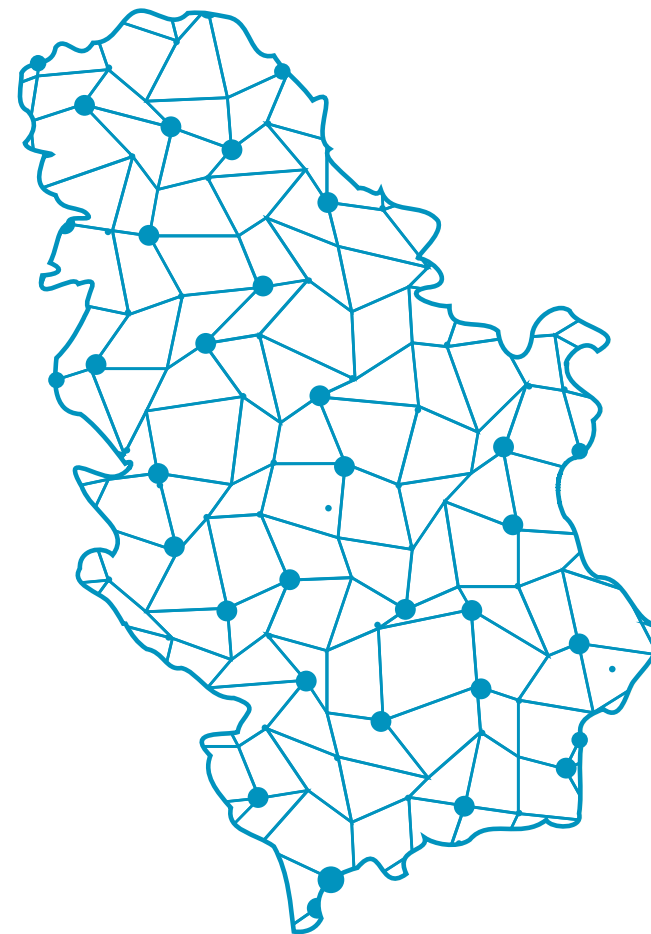


ПРВИ ИЗБОР НАСТАВНИКА У СРБИЈИ



85%

наставника који су
евалуирали уџбенички
комплет изјаснили су се
да би користили издања
Групе Klett Србија





МИШЉЕЊА НАСТАВНИКА



Славиша Декан
Наставник енглеског језика
ОШ „Жарко Зрењанин”, Апатин

О УЏБЕНИКУ

„Уџбеник и радна свеска Eyes Open 4 су модерни и привлачни, због чега морам да истакнем да представљају освежење међу уџбеницима. Уџбеник је веома добро организован, јасно обележен, са равномерно заступљеним свим вештинама, са постепеним начином обраде и граматике и осталих целина.”

О ДИГИТАЛНОМ УЏБЕНИКУ

Јелена Јовановић
Наставница енглеског језика
ОШ „Стефан Дечански”, Београд



„Дигитални уџбеници су мој идеални савезник у раду јер својим разноврсним садржајима са лакоћом држе пажњу свим узрастима основаца. Интересантни и изузетно квалитетни мултимедијални материјали и разноврсни интерактивни задаци одговарају ученицима свих типова памћења и учења.”



ВАШЕ МИШЛЪЕНЬЕ?

